

NILAMID A3 HHR GF30 BK 9005/C - PA66

Description

PA66, 30% glass fibre reinforced, heat aging and hydrolysis resistant, hot oil and grease stabilized
Car industry, Household appliances, Electrical devices.

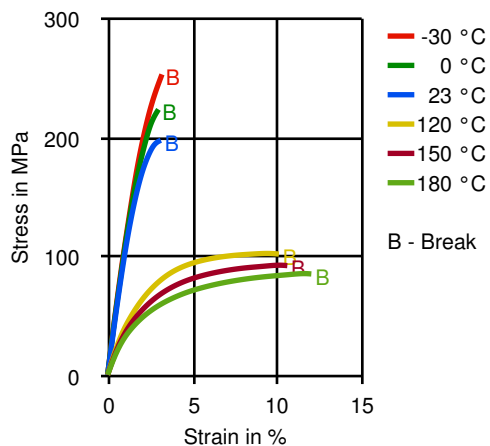
Physical properties	dry / cond	Unit	Test Standard
Density	1370 / -	kg/m ³	ISO 1183
Molding shrinkage, parallel	0.3 - 0.4	%	ISO 294-4, 2577
Molding shrinkage, normal	0.6 - 0.8	%	ISO 294-4, 2577
Water absorption, 23°C-sat	5.5 / *	%	ISO 62
Humidity absorption, 23°C/50%RH	0.8 / *	%	ISO 62

Mechanical properties	dry / cond	Unit	Test Standard
Tensile modulus	9800 / -	MPa	ISO 527-2/1A
Tensile stress at break, 5mm/min	180 / -	MPa	ISO 527-2/1A
Tensile strain at break, 5mm/min	2.9 / -	%	ISO 527-2/1A
Flexural modulus, 23°C	8500 / -	MPa	ISO 178
Flexural stress at max. force	245 / -	MPa	ISO 178
Charpy notched impact strength, 23°C	11 / -	kJ/m ²	ISO 179/1eA
Izod impact notched, 23°C	9 / -	kJ/m ²	ISO 180/1A

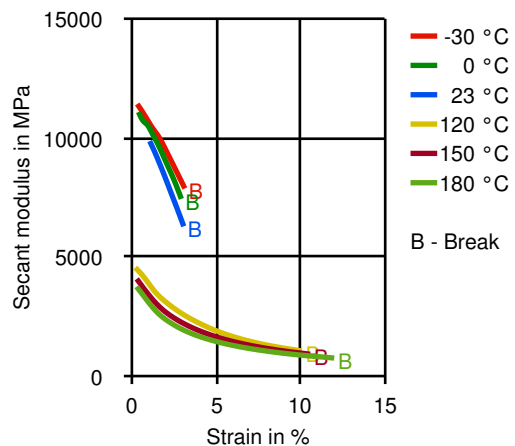
Thermal properties	dry / cond	Unit	Test Standard
DTUL at 1.8 MPa	250 / *	°C	ISO 75-1, -2
DTUL at 0.45 MPa	260 / *	°C	ISO 75-1, -2
Flammability @3.2mm nom. thickn.	HB / *	class	UL 94
Flammability @0.8mm nom. thickn.	HB / *	class	UL 94
Continuous service temperature	125 / *	°C	DIN/IEC 60216-1

Diagrams

Stress-strain

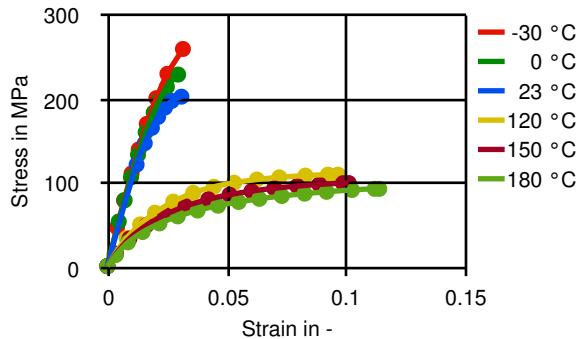


Secant modulus-strain



NILAMID A3 HHR GF30 BK 9005/C - PA66

True Stress-strain


Other text information

Injection Molding Preprocessing

PA materials, stocked in a moisture-proof packaging, can be processed without drying; however, it is always recommended drying the product that comes from a large package (e.g. Octabin). The moisture content suggested for the injection moulding process should be lower than 0.15%, according to the grade and to the moulded part characteristics. The materials containing flame retardants should have moisture content below 0.10%. Red phosphorous containing grades must always be dried below 0.08%. The drying time depends on the moisture content and the drying conditions. Typically 4-8 hours at 80-90C using dehumidified air (dew point of -20C) are suitable conditions for a starting moisture content of 0.20%-0.40%.

Injection molding

The following conditions apply to a standard injection moulding process. Machine temperatures: barrel 265-290C (PA66), 235-270C (PA6), nozzle and hot runners up to 300C (up to 290C products with flame retardants). Mould temperatures: 60-80C, (80-100C highly reinforced grades). Back pressure: typically 5-10 bar (hydraulic pressure). Temperatures exceeding 300C and long residence time could lead to additives degradation and brittleness of the material. In case of gas generation in the melt, please verify moisture content and processing temperatures. Usage of regrind is possible depending on the moulded part characteristics. For further details, please refer to the document "Instructions for injection moulding" or contact our technical support team.

Injection Molding Postprocessing

PA materials reach their final performance with a water content of about 1.5 to 3.5% by weight, depending on the type. This percentage corresponds to the point of equilibrium between the rates of absorption and desorption of moisture. After moulding, in favourable environmental conditions, a part can quickly absorb moisture up to 0.5-1.0%, while the equilibrium will be reached during its life. A conditioning treatment can accelerate further the initial water absorption of the moulded parts. Conditioning is usually carried out in hot and humid environment (for example 50C, 100% RH), inside climatic chambers. Slight dimensional variations (increase in volume due to the water absorbed) must be taken into account, especially in unfilled grades. Post-treatments of parts may also include the annealing (60-80C in oven, up to four hours). This procedure can be useful to relax any internal stresses.

Characteristics

Special Characteristics

Hydrolysis resistant

NILAMID A3 HHR GF30 BK 9005/C - PA66

General Disclaimer

NOTICE TO USERS: Values shown are based on testing of laboratory test specimens and represent data that fall within the standard range of properties for natural material. These values alone do not represent a sufficient basis for any part design and are not intended for use in establishing maximum, minimum, or ranges of values for specification purposes. Colorants or other additives may cause significant variations in data values. Properties of molded parts can be influenced by a wide variety of factors including, but not limited to, material selection, additives, part design, processing conditions and environmental exposure. Any determination of the suitability of a particular material and part design for any use contemplated by the users and the manner of such use is the sole responsibility of the users, who must assure themselves that the material as subsequently processed meets the needs of their particular product or use. To the best of our knowledge, the information contained in this publication is accurate; however, we do not assume any liability whatsoever for the accuracy and completeness of such information. The information contained in this publication should not be construed as a promise or guarantee of specific properties of our products. It is the sole responsibility of the users to investigate whether any existing patents are infringed by the use of the materials mentioned in this publication. Moreover, there is a need to reduce human exposure to many materials to the lowest practical limits in view of possible adverse effects. To the extent that any hazards may have been mentioned in this publication, we neither suggest nor guarantee that such hazards are the only ones that exist. We recommend that persons intending to rely on any recommendation or to use any equipment, processing technique or material mentioned in this publication should satisfy themselves that they can meet all applicable safety and health standards. We strongly recommend that users seek and adhere to the manufacturer's current instructions for handling each material they use, and entrust the handling of such material to adequately trained personnel only. Please call the telephone numbers listed for additional technical information. Call Customer Services for the appropriate Materials Safety Data Sheets (MSDS) before attempting to process our products. The products mentioned herein are not intended for use in medical or dental implants.

Trademark

© 2014 Celanese or its affiliates. All rights reserved. (Published 27.July.2016). Celanese®, registered C-ball design and all other trademarks identified herein with ®, TM, SM, unless otherwise noted, are trademarks of Celanese or its affiliates. Fortron is a registered trademark of Fortron Industries LLC.